

Literature Based Web Sites

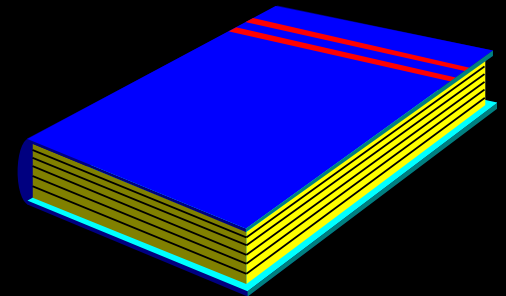
Anna J. Small Roseboro

National Board Certified Teacher

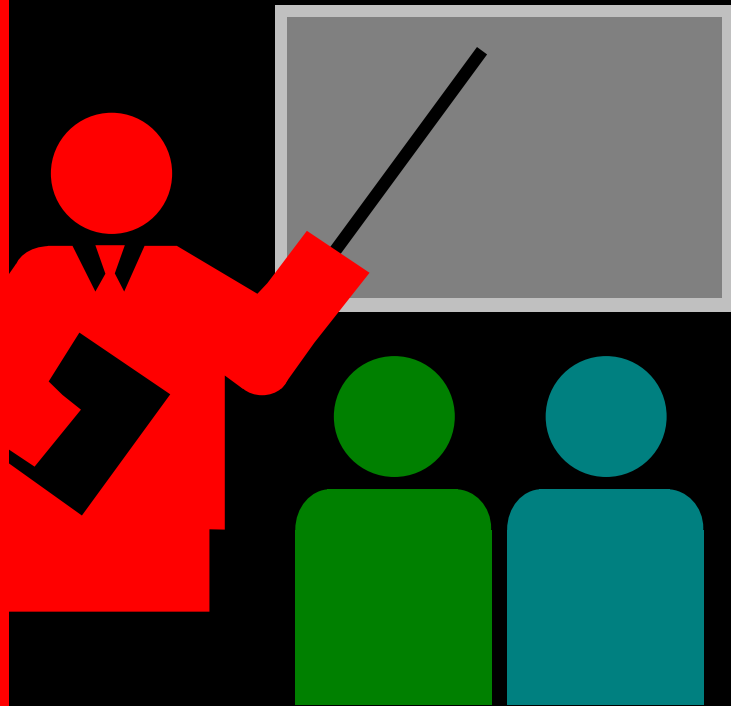
<http://teachingenglishlanguagearts.com/>

Literature Based Web Sites

- **Hypertext**
- **Enrichment**
- **Interdisciplinary**
- **Review**
- **On-line text**
- **Publisher Pages**



Classroom Management



- **Know equipment**
- **Know program**
- **Know goals**
- **Write guides**
- **Prepare for problems**

Know equipment


- **Is the equipment in your room?**
- **Do you know the equipment in the lab?**
- **Will students be sharing equipment?**
- **Are students familiar with equipment?**
- **Even if in lab with tech, know the equipment yourself.**

Have back-up supplies

- **Do you have extra disks?**
- **Do students supply their own?**
- **Are disks formatted?**
- **Do you need a printer for the project?**
- **Do you have spare ink or laser cartridges?**



Know the program




- **Try the lesson first.**
- **Check the links.**
- **How long does it take to complete it?**

Know your goals



- **Explore for background info?**
- **Enrich/Expand your lesson?**
- **Review for test or prep for essay?**
- **Produce a product to share or to be graded?**

Write student guidelines




- **How to TURN ON equipment**
- **How to LOG ON to network**
- **How to OPEN word processing file**
- **How to SAVE**
- **How to COPY/PASTE**
- **How to CLOSE**

Prep Students Ahead of Time

- **Allow a day to familiarize students with equipment before they must produce a product.**
- **Walk them through the process.**
 - Turn on, log on, type or paste URL.
 - Open word processing program.
 - Toggle from Web to word processing.
 - Print.

During Lesson on Web

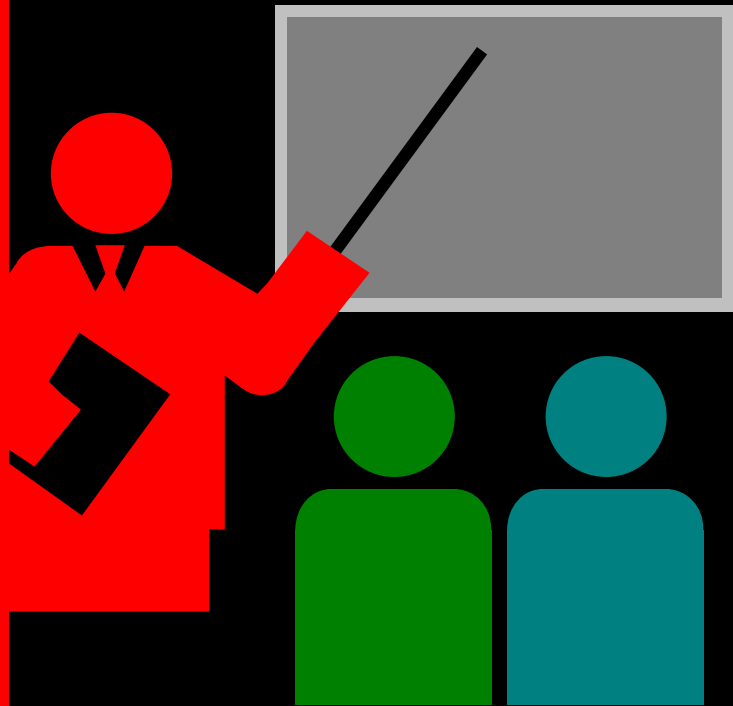


- Be prepared to circulate
- Problem solve
- Keep students on task
- Monitor "surfing"

Prepare for web lesson

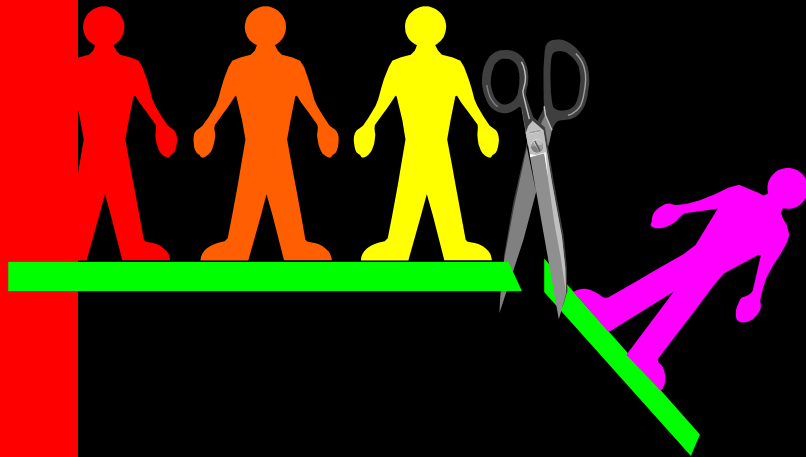
- **If on network, SET UP FILE with instructions and URL so students can click or copy to open web site**
- **PRINT HANDOUT with step-by-step instructions, URL in large font and image of opening web page**

Day on the Web



- **Have POSTER with instructions or handouts.**
- **REVIEW the steps before students turn on the equipment.**
- **Allow TEN MORE minutes than you took to do project.**

How will students work?



- **Each on own computer?**
- **In pairs?**
- **In groups?**
- **Who sits at the keyboard?**
- **All period or at a station?**

Have back-up plan

- **Be prepared for equipment failure.**
- **Be prepared for slow connection to web site.**
- **Be prepared for student frustration.**
- **Be prepared for unavailable links.**



Web Sites Used in Early Years

- *To Kill a Mockingbird* :Student Survival Guide
- Oedipus Game
- Puzzlemaker
- Language Arts CyberGuides

